



## Education Programme - Jordan Field

SELF-LEARNING MATERIALS - THE FIRST SEMESTER 2020/2021

**SUBJECT: ENGLISH LANGUAGE**

**GRADE: 10<sup>TH</sup> GRADE**



**LEARN HOW TO LEARN**

بناءً على توجّهات برنامج التربية والتعليم في إقليم الأردن وتماشياً مع متطلبات توظيف التعلم المدمج في مدارس وكالة الغوث الدولية، وحرصاً على توفير فرص تعلم عادلة لجميع أبنائنا الطلبة؛ تم العمل على توفير مواد التعلم الذاتي التي تهدف إلى تمكين الطلبة من اكتساب المعرفة والمهارات والقيم الأساسية في جميع المباحث الدراسية وذلك تماشياً مع المنهاج الوطني الأردني.

كما وتهدف مواد التعلم الذاتي إلى إكسابهم مجموعة من المهارات الحياتية مثل: الاستقلالية وتحمل المسؤولية والتعلم المستمر ومهارات الاتصال والتواصل، والتفكير الناقد، وحل المشكلات، ومهارات التعلم والقراءة والفهم والبحث وغيرها.

تم إعداد هذه المواد استناداً إلى منحى التعلم الذاتي بحيث تكون مصاحبة وموازية للكتاب المدرسي، ويتم توظيفها من خلال تنقل الطالب بين الكتاب وبين صحيفة التعلم الذاتي مستعيناً بمهارات القراءة وتأمل محتوى الصحيفة والتفاعل المباشر مع الأنشطة والتدريبات والإجابة عن أسئلة التقويم ومراجعتها بالاستعانة بدليل الإجابة النموذجية المرفق مع صحيفة التعلم الذاتي، سعياً إلى إتقان التعلم.

وقد شارك في إعداد هذه المواد نخبة متميزة من الخبراء المختصين والمعلمين في جميع المناطق في إقليم الأردن، وسيتم استخدام هذه المواد لدعم التعلم في المدارس في حالات الطوارئ COVID. ومنها جائحة فيروس كورونا (19-)

## فريق إعداد مواد التعلم الذاتي - الفصل الدراسي الأول 2020

|                 |              |            |           |               |
|-----------------|--------------|------------|-----------|---------------|
| أميرة أبو عاذرة | زهرة السباخي | محمد الجدي | ميسون حبش | نور أبو خيران |
| وفاء هماش       | محمود خلة    |            |           |               |

### لجنة الإشراف و المتابعة

|                                |               |                      |
|--------------------------------|---------------|----------------------|
| المنسق: عامر درويش             | وحدة: التقييم | مركز التطوير التربوي |
| الخبرة التربوية: نور ابو خيران | إدارة التعليم | منطقة الزرقاء        |

إرشادات وموجهات للطلبة وأولياء أمورهم في استخدام مواد التعلم الذاتي:

إرشادات خاصة بالطلبة:

- أعزائي الطلبة لقد قام برنامج التعليم في الأردن بإعداد مواد التعلم الذاتي لكم ومن أجلكم، حرصاً على استمرارية تعلمكم في الظروف المختلفة، ولضمان التعامل مع هذه المواد بطريقة فاعلة، يرجى اتباع الإرشادات التالية:
- تم إعداد هذه المواد من أجل تعلمها بمتابعة ومساندة الأهل، وهي تتطلب وجود الكتاب المدرسي معكم أثناء تعلمكم.
- الالتزام بتعليمات المعلم الخاصة بتوظيف مواد التعلم الذاتي لأنها صممت بهدف تطوير مهاراتهم.
- قراءة صحائف التعلم الذاتي قراءة متأنية وبتركيز، وحل الأنشطة والتدريبات فيها بدقة والالتزام.
- يتطلب منكم قراءة هذه المواد والتفاعل معها من خلال حل الأنشطة والتمارين الواردة فيها أو التي توجه إلى حلها من الكتاب المدرسي، لذا يطلب منك عمل ملف يتضمن تنفيذك للأنشطة والتمارين والتقويم الختامي، كي يتمكن المعلم من متابعة ذلك وتقديم الدعم والمساندة لكم.
- الاطلاع على الأهداف الخاصة بكل وحدة أو درس قبل البدء بالدراسة (يفضل طلب المساعدة من المعلم عند الضرورة).
- التقييم الذاتي من خلال الإجابة عن أسئلة التقويم النهائي في صحائف التعلم الذاتي.
- إرشادات خاصة لأولياء أمور الطلبة:
- أعزائي أولياء أمور الطلبة: حرصاً من برنامج التعليم في إقليم الأردن على مواصلة تعلم أبنائكم، تم إعداد هذه المواد لضمان استمرارية تعلم أبنائكم. وللاستفادة من هذه المواد بطريقة فاعلة، يرجى اتباع الإرشادات التالية:
- دعم أبنائكم وتشجيعهم على التعلم الذاتي في البيت.
- توفير مصادر التعلم اللازمة لأبنائكم.
- مساعدة أبنائكم في تنظيم أوقات تعلمهم.

- متابعة أبنائكم في أثناء التعلم الذاتي.
- التواصل مع المدرسة والمعلم في متابعة تعلم أبنائهم من خلال الهواتف ووسائل التواصل الاجتماعي مثل المجموعات المدرسية على الفيس بوك والواتسب لطلب المساعدة وقت الحاجة.

## Table of Content

| Page | Module/ Unit Title                      |
|------|---|
| 5    | <b>Module 1: A new business idea</b>    |
| 32   | <b>Module 2: Rainforests</b>            |
| 56   | <b>Module 3: Science and scientists</b> |

**Grade:** 10<sup>th</sup>

**Subject:** English

**Unit:** Module 1

**Worksheet No. ( 1 )** Title: A new business idea

**Objectives:** Dear Student, by doing this worksheet, you are expected to:

- ✓ Use reading strategies to understand an authentic informational text
- ✓ Use context to guess the meaning of new words
- ✓ Identify the main ideas in an informational text about business plans
- ✓ Demonstrate understanding of an authentic informational text by answering questions

What do you want to be in the future?

Do you want a job that you enjoy or a job that pays you very well?



Which is more important – having good health or having a lot of money? Why?



What are they?



The Rubik cube



Portable radio.

Inventions of the 1970s and 1980s



1. Can you think of anyone from Jordan who has invented something


2. Dear Great students  
read the words from the box and say  
(Which ones are related to business?)

Original    product    service    customer  
typical

1) ..... 2) ..... 3) .....



*Topic sentences*  
A topic sentence expresses the main idea of the paragraph where it is present. It is usually the first sentence in a paragraph. It can be in the form of a statement or a question.



3. Read the text and think of possible questions that each passage would answer

|  |   |
|--|---|
| <p>A) 3 Have you got something special?</p>  | <p>D).....<br/>.....<br/>.</p>  |
| <p>Your business idea doesn't have to be original, but it has to be different from everything else. Make sure you offer something new.</p>                   | <p>Who are your typical customers? What will they value in your product or service? Find out as much as you can about your future customers.</p>    |
| <p>B).....<br/>.....<br/>.</p>   | <p>E).....<br/>.....<br/>.</p>  |
| <p>Is your idea going to be popular with enough people? Will people feel that they need to get the product? Some market research will help you find out.</p> | <p>How much will it cost to produce your idea? When you work out your costs, don't forget about factory costs, salaries, office equipment, etc.</p> |
| <p>C).....<br/>.....<br/>.</p>   | <p>F).....<br/>.....<br/>.</p>  |
| <p>If your product or service costs too much, your customers won't buy it. Talk to your future customers to find out whether your price is affordable.</p>   | <p>Even the best business ideas won't work if you don't have the skills and the ambition. You will only succeed if you want to!</p>                 |
| <p>G).....</p>   |   |
| <p>Can you build on your idea in the future by adding new products or services, entering new areas, or improving the original design?</p>                    |   |

1 Can you afford to start your business?

5 Is there a market big enough for the

2 Do you have the right experience and skills?

4 Is the price right?

6 Who will your customers be?

7 Will your business grow?



4. Read again and rearrange the questions  
1-7 from exercise 4 in order of  
importance to you.

.....

5. Is it better to make an expensive product of very good quality or a  
cheap product of lower quality? Why?

.....  
.....  
.....

## What about you?






**Grade:** 10<sup>th</sup> **Subject:** English **Unit:** Module 1

**Worksheet No. ( 2 )** **Title:** Present simple tense

**Objectives:** Dear Student, by doing this worksheet, you are expected to:

- To make sentences and ask questions in simple present tense
- To add -s to the verb correctly
- To pronounce of the -s endings correctly



Dear little thinker  
answer these  
questions by  
yourself

1. When do you usually wake up?

2) How do you go to school?

3) What do you and your family do after lunch?

4) When does your sister go to bed?

5) How often do you play football?

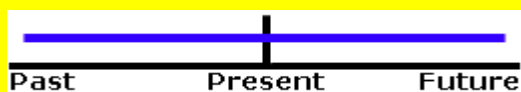


First let's study the usage of the present

# Rules

# Examples

## 1) Facts and generalization



- 1) Trees grow up more quickly in the summer.
- 2) The sun rises every morning.

## 2) Habits and repeated actions



- 1) I go to school every day
- 2) The train arrives at 7:00 o'clock.
- 3) WE visit Palestine every summer

## 3) Scheduled events in the future



- 1) The train arrives at 7:00 o'clock.
- 2) The bus doesn't leave at 6:00 PM
- 3) We board the plane at 3:00 o'clock

#### 4) States and feelings

- 1) They like strawberries .
- 2) I don't know the answer

# Remember



The Present Simple tense is often used with these adverbs of frequency.



Never



sometimes



often



usually



always

- 1) He never eats fish
- 2) She sometimes plays tennis
- 3) I often buy new dresses
- 4) It usually runs on the walls
- 5) They always drink coffee in the morning


# Remember

The Present Simple tense is also used time expressions

Every day every week every year every month every morning

every Friday every Monday every Saturday on Mondays twice a week

- 1) In the evening we drink our tea
- 2) My dad works every day



- a) I, you, we, they + plural noun + Verb infinitive + .....
- I eat breakfast  
My parents eat breakfast

- b) he, she, it, singular noun +( Verb+ **S** ) + .....

She eat**S** breakfast

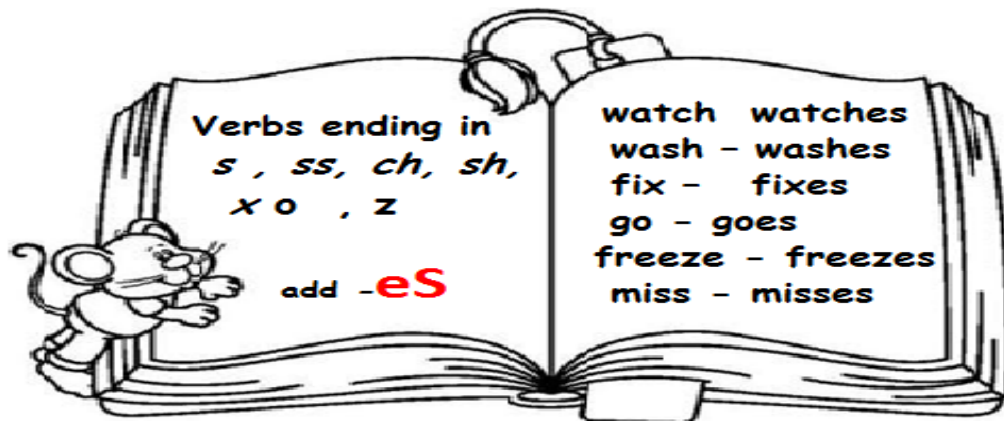
Her mother make**S** the food

Ahmad go**es** to school everyday

# 3<sup>rd</sup> persn singular spelling

add **S** to most verbs

|        |   |         |
|--------|---|---------|
| walk   | - | walks   |
| talk   | - | talks   |
| answer | - | answers |
| swim   | - | swims   |
| run    | - | runs    |
| cut    | - | cuts    |



Verbs ending in consonant + y:  
change the y into i and add -es

study - studies

tidy - tidies

cry - cries

dry - dries

study - studies

fly - flies




Verbs ending in vowel  
(a, i, e, o, u) + y  
add -s

play - plays

enjoy - enjoys

stay - stays



**Subject + Auxiliary verb (Do/Does) + not + verb**

**Auxiliary verb (Do / Does ) + S + V infinitive + O ?**

|                       | form (rules)                  |  | example                   |                  |
|-----------------------|-------------------------------|--|---------------------------|------------------|
| <b>1<sup>st</sup></b> | I don't + infinitive – to     |  | I don't play football     | singular         |
| <b>1<sup>st</sup></b> | we don't + infinitive – to    |  | We don't play football    | plural           |
| <b>2<sup>nd</sup></b> | you don't + infinitive – to   |  | You don't play football   | Singular/ plural |
| <b>3<sup>rd</sup></b> | they don't + infinitive – to  |  | They don't play football  | plural           |
| <b>3<sup>rd</sup></b> | She doesn't + infinitive – to |  | She doesn't play football | singular         |
| <b>3<sup>rd</sup></b> | He doesn't + infinitive – to  |  | He doesn't play football  | singular         |
| <b>3<sup>rd</sup></b> | It doesn't + infinitive – to  |  | It doesn't play football  | singular         |

|                       | form (rules)                 |  | example                  |                  |
|-----------------------|------------------------------|--|--------------------------|------------------|
| <b>1<sup>st</sup></b> | Do + I + infinitive – to     |  | Do + I play football     | singular         |
| <b>1<sup>st</sup></b> | Do + we + infinitive – to    |  | Do + we play football    | plural           |
| <b>2<sup>nd</sup></b> | Do + you + infinitive – to   |  | Do + you play football   | Singular/ plural |
| <b>3<sup>rd</sup></b> | Do + they + infinitive – to  |  | Do + they play football  | plural           |
| <b>3<sup>rd</sup></b> | Does + she + infinitive – to |  | Does + she play football | singular         |
| <b>3<sup>rd</sup></b> | Does + he + infinitive – to  |  | Does + he play football  | singular         |
| <b>3<sup>rd</sup></b> | Does + it + infinitive – to  |  | Does + it play football  | singular         |

# REMEMBER!!!

Question words + Auxiliary verb + Subject + verb infinitive

..... ( do ) I/we/you/they .....?  
 ..... ( does ) he/she/it .....?



|  |   |
|--|---|
| A: What time <b>does</b> he <b>get</b> up?<br>B: He <b>gets</b> up at 7:00 o'clock | A: What <b>does</b> he <b>have</b> for breakfast?<br>B: He <b>has</b> some eggs for breakfast |
| A: How <b>does</b> he <b>go</b> to school?<br>B: He <b>goes</b> to school by bus   | A: Where <b>does</b> he <b>study</b> ?<br>B: He <b>studies</b> in the library.                |
| A: What <b>does</b> he <b>do</b> in the morning?<br>B: He <b>listens</b> to music  | A: When <b>does</b> he <b>study</b> ?<br>B: He <b>studies</b> in the morning                  |

Hello my beautiful girls  
say these verbs correctly



## How to Pronounce the 'S':

There are 3 different sounds:



| /s/  | /z/  | /iz/   |
|--|--|--|
| /t/ , /p/ , /k/ , /f/ ,  | g , v , d , w , r , l , m , n , y , u , o , ee   | -x , -sh , -ch , -s , -z   |
| Meets, helps, laughs, works,<br>drinks, eats, wakes up, sleeps,<br>cooks, talks, speaks, coughs,<br>likes, kicks, starts, stops,<br>Smokes | needs , knows, flies, plays, kills<br>loves, goes, does, comes, travels,<br>swims, combs, phones, wears,<br>queues, hugs, reads, dies, sews agrees,<br>sells, buys | finishes fixes watches misses<br>fishes kisses dresses buzzes uses<br>loses<br>finishes – uses |

Question word ( What/When/How)  
 Auxiliary verb ( Do, Does )  
 Subject (I, You, He, She, WE, It)  
 Infinitive verb ( go, teach, eat , play)



1

Fill in with Do or Does the answer the questions (Yes or No)

- ..... you like salad? (✓) .....
- ..... they eat bananas? (✗) .....
- ..... Khaled drink juice? (✗) .....
- ..... your cat drink milk? (✓) .....
- ..... Sally like cheese? (✓) .....

2

Write the THIRD PERSON SINGULAR of the verbs in the correct column

|        | + s | + es | (vowel) y + s | (consonant)y+ies |       |
|--------|-----|------|---------------|------------------|-------|
| try    |     |      |               |                  | visit |
| read   |     |      |               |                  | buy   |
| finish |     |      |               |                  | enjoy |
| teach  |     |      |               |                  | stay  |
| go     |     |      |               |                  | drink |
| cry    |     |      |               |                  | tidy  |
| live   |     |      |               |                  | run   |
| fly    |     |      |               |                  |       |
| do     |     |      |               |                  |       |
| eat    |     |      |               |                  |       |
| miss   |     |      |               |                  |       |
| clean  |     |      |               |                  |       |
| wash   |     |      |               |                  |       |
| play   |     |      |               |                  |       |

3

Complete the gaps with the PRESENT SIMPLE.

- Ahmad ..... (watch) TV every day.
- You ..... (play) the piano very well.
- They ..... (write) lots of emails.
- Her dog ..... (not like) ice-cream.
- We ..... (read) the newspaper after breakfast.
- I ..... (listen) to the radio in the morning.
- My sister ..... (hate) cats.

YOU  
CAN  
DO IT

4

Correct the mistakes in these sentences:

- He don't watch TV after dinner. ....
- I plays football during the break. ....
- We doesn't like fish. ....
- You don't gets up at seven. ....
- Mother like knitting. ....
- Hani swim twice a week. ....
- Our cat don't sleep outside. ....



|                                |                         |                       |
|--------------------------------|-------------------------|-----------------------|
| <b>Grade:</b> 10 <sup>th</sup> | <b>Subject:</b> English | <b>Unit:</b> Module 1 |
|--------------------------------|-------------------------|-----------------------|

|                            |   |
|----------------------------|---|
| <b>Worksheet No. ( 3 )</b> | <b>Title:</b> Present perfect tense<br>Student book Exercise 6 page 6 |
|----------------------------|---|


|                    |  |
|--------------------|--|
| <b>Objectives:</b> | <b>Dear Student, by doing this worksheet, you are expected to:</b> |
|--------------------|--|

- form and use Present Perfect tense correctly
- talk about things that have happened in your lives



**My wonderful students lets play and learn**

**Write the second (II) and the third (III) forms of the verbs:**



**Across:**

3. Bring (II) 5. Stick (II) 8. Sing (II)  
10. Eat (II) 11. Feed (II) 12. Shake (III)  
16. Sell (III) 17. Read (III) 18. Leave (II) 20. Meet (II) 21. Draw (II) 24. Drink (II) 25. Fly (II) 26. Stand (III) 27. Make (III)

**Down:**

1. Hurt (II) 2. Choose (II) 3. Be (III)  
4. Take (III) 6. Understand (II) 7. Sit (II)  
9. Go (III) 13. Hear (II) 14. Swim (III) 15. Write (III) 19. Go (II)  
22. Pay (II) 23. Win (II)

**Note** (II) V<sub>2</sub>  
(III) V<sub>3</sub>






# Present

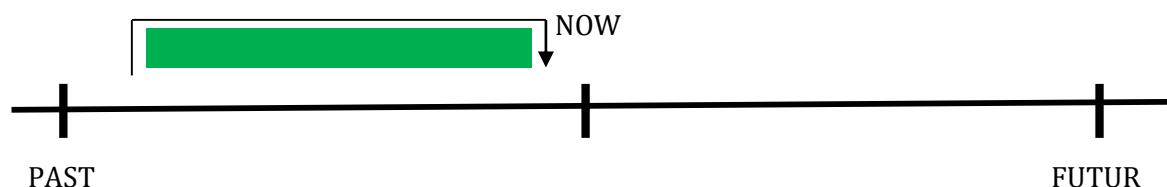
# Perfect



My little thinker  
Let's study these examples  
To learn present perfect



## TIMELINE



# Rules

I .....> have/haven't .....> washed my hands.

He .....> watched that film.

Nora .....> has/hasn't .....> left breakfast.

The cat .....> slept an hour near me.

We .....> seen a spaceman.

They .....> have .....> built a new house.

You .....> eaten all the cake!



**Affirmative**

**Subject + have / has + V<sub>3</sub>**



## (-) Negative

**Subject** + **haven't / hasn't** + **V<sub>3</sub>**

- 1) The guests have not eaten dinner.
- 2) The toilet has not been cleaned.
- 3) 3) The car has not been washed.
- 4) 4) The dogs have not started barking

## (?) Interrogative

**have / has** + **Subject** + **V<sub>3</sub>**

- 1) Has he eaten his dinner?
- 2) Has it performed as expected?
- 3) Have we taken the necessary things?
- 4) Have I written all the questions?

**Wh (word)** + **have / has** + **Subject** + **V<sub>3</sub>**

- What have you read lately?  
Why has Tahani left the country?  
How much money have you spent?  
Where has he spent his weekend?



Now  
It's time to learn the  
*Uses of the present perfect*

1) Action started in  
the past and continues  
in the present

I **have studied** at this school  
since I was 6 years



I **HAVE BROKEN** MY LEG.  
(NOW I CAN'T WALK)

2) Actions in the past  
with visible result in  
the present.

3) talk about  
experience

HE **HAS WON** A LOT OF RUNNING  
COMPETITIONS.



She **has been** to Paris.



4) Actions in the past  
that are important, but  
time is not

**have been** somebody arrived somewhere and returned. We don't know the time.


**have gone** somebody has arrived somewhere and hasn't returned yet. Is still there.



I have been to Paris 3 times so far.  
Malek has gone to Palestine. He's coming back home next week.



### Key words in present perfect



#### 1) We use **Ever** in questions:

Have you ever seen a ghost?  
Has he ever climbed a tree?



#### 2) We use **Never** with negatives


I have never seen a ghost. (I haven't seen a ghost)  
He has never climbed a tree. (He hasn't climbed a tree)

3) We use **ALREADY** with questions (We think the answer is yes)

Have you done your homework already?

We use **ALREADY** affirmative sentences / answers.

Yes, I have already done my homework



4) We use **YET** with questions (We think the answer is no)

Have you finished your homework yet?

We use **YET** negative sentences / answers.

No, I haven't finished my homework yet.



5) We use **JUST** with affirmative sentences with actions that finished a few minutes earlier.

He has just cut his hair. (He has the scissors)


(There is hair on the floor)



6) We use **FOR** to express duration / period of time.

She has played volleyball for 8 years.

(8 years) = period of time / duration



7) We use **SINCE** to establish a starting point.

She has played volleyball since she was 9.

She has played volleyball since 2001.

(She was 9) = moment when the action started

(2001) = moment when the action started / starting point.

8) We use **HOW LONG** in questions to ask about duration (for...) or starting point

(since....) How Long + have / has + Subject + Verb past participle

HOW LONG has she played volleyball?



- 1) Oh, Jana , where have you ..... all morning?  
a) gone                      b) been                      c) be                      d) go
- 2) I have been interested in science ..... I started primary school.  
a) so far                      b) have                      c) since                      d) for
- 3) My sister has studied \_\_\_\_\_ two weeks.  
a) for                      b) since                      c) is                      d) are
- 4) They have lived in Paris \_\_\_\_\_ 1990.  
a) for                      b) already                      c) yet                      d) since
- 5) We have \_\_\_\_\_ eaten our meal.  
a) yet                      b) already                      c) since                      d) for
- 6) Have you ever ..... a lorry?  
a) driven                      b) drove                      c) driving                      d) drives
- 7) ..... she..... her homework?  
a) Has / finished                      b) Is / finish                      c) Did / finished                      d) Have / finishing
- 8) Have you \_\_\_\_\_ seen a ghost?  
a) just                      b) never                      c) ever                      d) yet
- 9) I \_\_\_\_\_ to Italy twice.  
a) haven't go                      b) have been                      c) have never                      d) have went
- 10) My sister has \_\_\_\_\_ seen a snake before.  
a) never                      b) ever                      c) yet                      d) just
- 11) Which one is different?  
a) written                      b) swam                      c) driven                      d) gone
- 12) This is the funniest film I've ever.....  
a) watch                      b) watches                      c) watched





|        |                  |          |         |       |          |
|--------|------------------|----------|---------|-------|----------|
| Grade: | 10 <sup>th</sup> | Subject: | English | Unit: | Module 1 |
|--------|------------------|----------|---------|-------|----------|

|                     |  |
|---------------------|--|
| Worksheet No. ( 4 ) | Title: 1 <sup>ST</sup> CONDITIONAL<br>Student book Exercise 6 page 6 |
|---------------------|--|

|             |  |
|-------------|--|
| Objectives: | <p><b>Dear Student, by doing this worksheet, you are expected to:</b></p> <ol style="list-style-type: none"> <li>1. Identify form and uses of conditional type 1.</li> <li>2. to compose positive, negative statements and make questions using if clause type (1).</li> </ol> |
|-------------|--|



Dear little  
students

Let's do it

| Present Simple |                         |                          |
|----------------|-------------------------|--------------------------|
| Affirmative    | Negative                | Interrogative            |
| I play         | I <u>don't</u> play     | Do you play...?          |
| She plays      | She <u>doesn't</u> play | <u>Does</u> she play...? |
| We play        | We <u>don't</u> play    | <u>Do</u> we play...?    |
| He plays       | He <u>doesn't</u> play  | Does he play...?         |
| They play      | They <u>don't</u> play  | <u>Do</u> they play...?  |

- 1) I.....(live) in Palestine
- 2) Ahmad..... (not/like) fish
- 3) My parents..... (give) me pocket money
- 4) They.....(be) doctors at the hospital.
- 5) She ..... (not/work) at weekends

- 1) I'm tired. I think I ..... (go) to bed early tonight.
- 2) We ..... (not/arrive) home before midnight.
- 3) "The phone is ringing." "Oh, I ..... (answer) it."
- 4) My grandparents ..... (not/go out) until it stops raining.

## 1<sup>ST</sup> Conditional

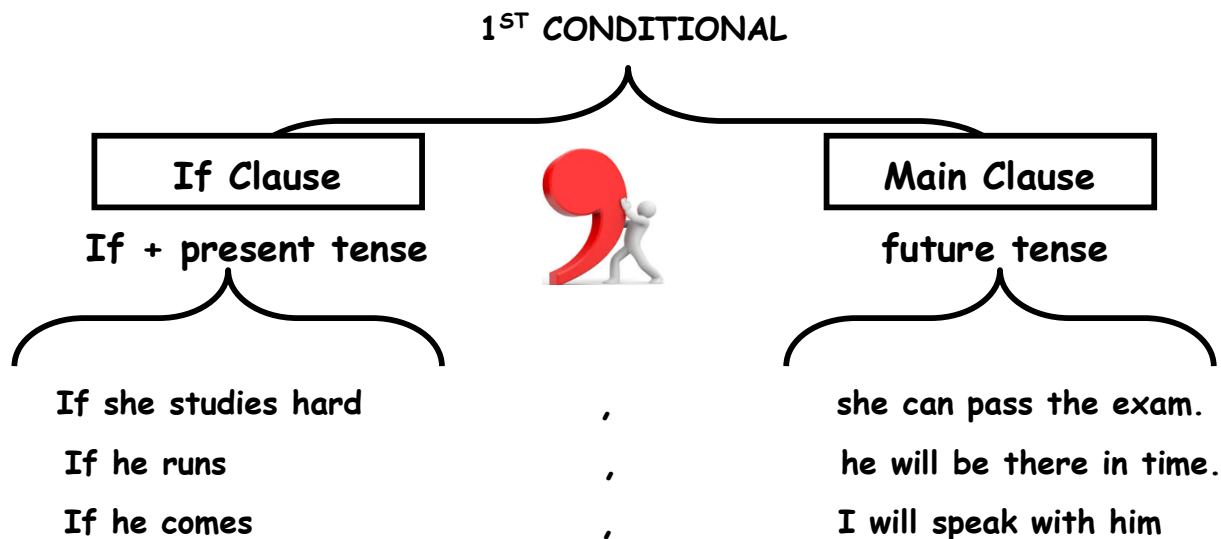


Conditional sentences are used in situations where one (first) action is a condition for the happening or occurrence of the second actions

**If I'm late, my mum will be angry.**

(My late arrival is a **condition** for my mother's anger or the anger of my mother is dependent upon my being late.)

There are two clauses in a conditional sentence. One clause begins with 'if' which is called 'if clause' and the second clause which contains the result of the condition is called 'result/main clause'.





## The Form



If +  Present Simple ,  + will + infinitive

If you study hard, you will pass the test.


 + will + infinitive + IF +  + Present Simple

She will be late for school if she doesn't hurry up.



**does not = (doesn't)**  
**don't = do not**  
**will not = won't**

| If | Subject                | condition    | , | Subject                | Result              |
|----|------------------------|--------------|---|------------------------|---------------------|
| If | She<br>He<br>it        | studies hard | , | She<br>He<br>it        | will pass the exam. |
| If | They<br>we<br>You<br>I | study hard   | , | They<br>we<br>You<br>I | will pass the exam. |



(if she studies hard , she'll pass the exam..)



**Negative Form:**

| If | Subject                | (Helping verb +not )+base | , | Subject                | (Will not)+ (base)   |
|----|------------------------|---------------------------|---|------------------------|----------------------|
| If | She<br>He<br>it        | doesn't study hard        | , | She<br>He<br>it        | won't pass the exam. |
| If | They<br>we<br>You<br>I | don't study hard          | , | They<br>we<br>You<br>I | won't pass the exam. |

( If doesn't study hard , he won't pass the exam.).

**Or**

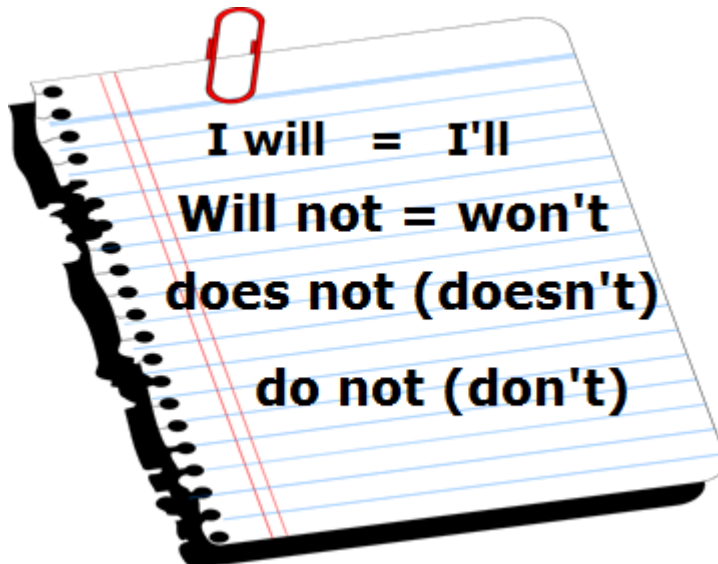
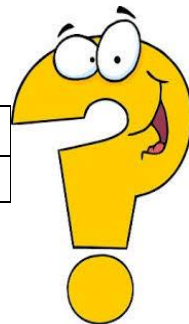
| Subject                | (Will not)+ (base)... | if | Subject                | (Helping verb +not )+base... |
|------------------------|-----------------------|----|------------------------|------------------------------|
| She<br>He<br>it        | won't pass the exam   | if | She<br>He<br>it        | doesn't study hard           |
| They<br>we<br>You<br>I | won't pass the exam   | if | They<br>we<br>You<br>I | don't study hard             |

(he won't pass the exam if doesn't study hard )

## Question:

|      |         |             |    |         |           |   |
|------|---------|-------------|----|---------|-----------|---|
| Will | Subject | (base)..... | if | Subject | (base)... | ? |
| Will | you     | get better  | if | you     | Take it   | ? |

(Will you get better if you take it?)



## Uses



To talk about real and true



To express a warning,

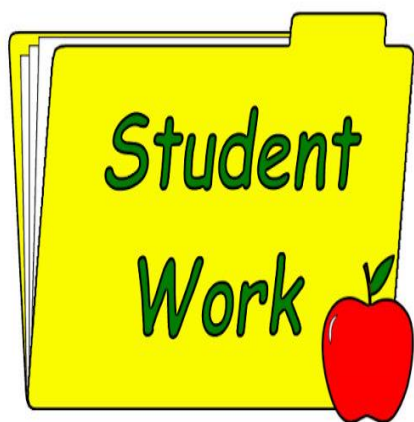
## Examples

If I have time, I will go with you.  
If Sarah saves enough money, she will buy a car.

If you don't do your homework, I will not let you play any computer game.

It's raining! If you don't take an umbrella, you will get wet.

If you lend me the money, I will return it as soon as I can.



# It's time to practice

## Student Book, page 6,

### exercises 1

#### GRAMMAR ( Student book Exercise 6 page 6 )

Complete the sentences with the correct form of the verbs in brackets.

- 1) I ..... (not / see) my best friend Asma since September.
- 2) If you eat too many sweets, you ..... (have) stomachache.
- 3) I'm ..... (buy) a new laptop next year if I have enough money.
- 4) Omar ..... (be) in Jordan for more than two weeks now.
- 5) He ..... (pass) the English exam if he studies hard.
- 6 If we go to France in the summer, we're ..... (visit) the Eiffel Tower.
- 7 Sawsan and Laila ..... (be) friends for five years.



## Modal answers Worksheet 1

**1. Mohammed Ascender a  
Jordanian inventor of  
the internal combustion**

**2. Words related to business**

**product      service      customer**

**3. Possible questions**

**1) E      2) F      4) C      5) B      6) D      7)G**

**5. It depends on the product, the materials and its features . We must check all the details. Sometimes we buy higher priced products that truly are better than their lesser known , but I think it's best If we find something that is less expensive with a good quality .**

## Answer's sheet worksheet 2

1) Fill in with *Do* or *Does* then answer the questions (Yes or No)

1. Do you like salad? (✓) Yes, I like salad
2. Do they eat bananas? (×) No, they don't.
4. Does Khaled drink juice? (×) No, he doesn't
5. Does your cat drink milk? (✓) Yes, he does
6. Does Sally like cheese? (✓) Yes, she does

| + s   | + es   | (vowel) y + s                   | (consonant)y+ies                  |
|---|--|---------------------------------|-----------------------------------|
| reads<br>eats<br>cleans<br>runs<br>drink<br>visit | Finishes<br>teaches<br>goes<br>livse<br>does<br>misses<br>washes | Plays<br>stays<br>enjoys<br>buy | tries<br>cries<br>flies<br>tidies |

- 3) 1- Ahmad watches (watch) TV every day.  
 2- You Plays (play) the piano very well.  
 3- They writes (write) lots of emails.  
 4- Her dog doesn't like (not like) ice-cream.  
 5- We read (read) the newspaper after breakfast.  
 6- I listen (listen) to the radio in the morning.  
 7- My sister hates (hate) cats.  
 8- Muna and Kamal don't meet (not meet) friends.
- 4) 1. He don't watch TV after dinner.      He doesn't watch TV after dinner  
 2. I plays football during the break.      I play football during the break.  
 3. We doesn't likes fish.      We don't like fish.  
 4. You don't gets up at seven.      You don't get up at seven.  
 5. Mother like knitting.      Mother likes knitting  
 6. Hani swim twice a week.      Hani swims twice a week.



7. Our cat don't sleep outside.

Our cat doesn't sleep outside.

### Modal Answers worksheet 3

- 1) I haven't seen (not / see) my best friend Asma since September.
- 2) If you eat too many sweets, you will have (have) stomachache.
- 3) I'm going to buy (buy) a new laptop next year if I have enough money.
- 4) Omar has been (be) in Jordan for more than two weeks now.
- 5) He will pass (pass) the English exam if he studies hard.
- 6 If we go to France in the summer, we're going to visit (visit) the Eiffel Tower.
- 7 Sawsan and Laila have been (be) friends for five years.

### Answer sheet worksheet 4

- 2) Oh, Jana , where have you ..... all morning?  
c) gone                      b) been                      c) be                      d) go
- 2) I have been interested in science ..... I started primary school.  
d) so far                      c) have                      b) since                      d) for
- 3) My sister has studied \_\_\_\_\_ two weeks.  
a) for                      b) since                      c) is                      d) are
- 4) They have lived in n Jordan \_\_\_\_\_ 1990.  
a) for                      b) already                      c) yet                      d) since
- 5) We have \_\_\_\_\_ eaten our meal.  
a) yet                      b) already                      c) since                      d) for
- 6) Have you ever ..... a lorry?  
a) driven                      b) drove                      c) driving                      d) drives

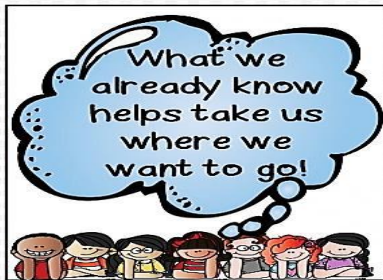
- 7) ..... she..... her homework?  
a) Has / finished      b) Is / finish      c) Did / finished      d) Have / finishing
- 8) Have you \_\_\_\_\_ seen a ghost?  
a) just      b) never      c) ever      d) yet
- 9) I \_\_\_\_\_ to Palestine twice.  
a) haven't go      b) have been      c) have never      d) have went
- 10) My sister has \_\_\_\_\_ seen a snake before.  
a) never      b) ever      c) yet      d) just
- 11) Which one is different?  
a) written      b) swam      c) driven      d) gone
- 12) This is the funnies film I've ever.....  
a) watch      b) watches      c) watched

|        |                  |          |                  |       |                     |
|--------|------------------|----------|------------------|-------|---------------------|
| Grade: | 10 <sup>th</sup> | Subject: | English language | Unit: | Module 2 ( Unit 1 ) |
|--------|------------------|----------|------------------|-------|---------------------|

|                     |                    |
|---------------------|--------------------|
| Worksheet No. ( 1 ) | Title: Rainforests |
|---------------------|--------------------|

|             |   |
|-------------|---|
| Objectives: | Dear Student, by doing this worksheet, you are expected to: |
|-------------|---|

- Recognize and use new words.
- Read texts about rainforests and natural places for specific information .








Write five words which are related to the natural world such as

Let's match

Student book page 12 exercise 2

Now ,you will learn new words meaning . look up the given words using the activity book glossary and your dictionary .

- |            |            |            |
|------------|------------|------------|
| 1-Kangaroo | 2- volcano | 3- spider  |
| 4-Rat      | 5- hidden  | 6- logging |
| 7- Bat     | 8- Habitat | 9-tropical |



Fill in the blanks with appropriate words that you've learnt in the first exercise



An amphibian looks like frogs.  
What is it?




( butterfly , caterpillar)



( Parrot , eagle)



(Penguin, hummingbird)



( shark , ray)

- 1- ..... Rainforests grow where it is warm and wet.
- 2- Oceans are the appropriate.....  
For whales
- 3- ....., ..... and..... are mammals.
- 4- ..... is a mountain where lava is erupted.
- 5- Many forests have already been destroyed by.....
- 6- ..... is an insect.
- 7- I couldn't find my little sister, she was..... Under the bed.

Choose the correct word

It's a large reptile with hard skin lives in rivers and lakes. What is it???

Go back to your Activity Book, page 12, and do exercises 4, 5



- 1- Where do rainforests grow?
- 2- Why hasn't the new rainforest been discovered before?
- 3- When was it discovered?
- 4- Are the creatures of this rainforest distinctive?
- 5- Is this hidden world in danger? Give reasons.

Read the text page 12 in your student book and try to find answers

Read the given text in your student books page 15

Write your opinion

Are rainforests important ?

Why should we protect rainforests ?



Read the leaflet in your student book page 17 then answer

- 1- The Bristlecone Pines grow very fast . ( true , false )
- 2- The Wollemi Pines are extinct tree species. ( true , false )
- 3- trees can help Scientists to tell climate changes over the years . ( true . false )

Go back to your Activity Book, page 13, and do exercises 7,

|               |                           |                 |                     |              |                     |
|---------------|---------------------------|-----------------|---------------------|--------------|---------------------|
| <b>Grade:</b> | 10 <sup>th</sup><br>Grade | <b>Subject:</b> | English<br>language | <b>Unit:</b> | Module 2 ( Unit 1 ) |
|---------------|---------------------------|-----------------|---------------------|--------------|---------------------|

|                            |  |
|----------------------------|--|
| <b>Worksheet No. ( 2 )</b> | <b>Title: Rainforests</b>  |
| <b>Objectives:</b>         | <b>Dear Student, by doing this worksheet, you are expected to:</b> |

- use the Present Perfect Simple with yet and already with different contexts .

**You can do it** 😊

- 1- Have you ever been to a forest?
- 2- What have you learnt about rainforests ?
- 3- Which animals have you seen?
- 4- Have you tried cooking before?
- 5- How long have you started washing dishes?



**Present Perfect Tense**

| Subject                | Helping Verb | Main Verb (Past Participle)           |
|------------------------|--------------|---------------------------------------|
| I<br>You<br>They<br>We | have         | decided<br>finished<br>lost<br>chosen |
| She<br>He<br>It        | has          | gone                                  |

**Choose the correct present perfect form :**

- a- Khalid..... to Jerash before.  
have been          hasn't been.          Been
- b- I ..... English for 9 years  
Studied          have studied.          Have  
studied
- c- How long..... you..... As a  
teacher?  
Did / work          have / worked  
do/worked
- d- Nadia ..... never..... a car.  
Have /driven.          has /driven. Did /drive

## Present perfect with **already** and **yet**

### Present perfect with **already** and **yet**

In present perfect tense , we use Already with positive sentences .

I have already eaten the apples . ( positive )

Or

Yes , I have eaten the apples already . ( positive )

In present perfect tense , we use yet with negative ( no sentences ) or questions .

Have you eaten the apples yet ?

( question )

No , I haven't eaten the apples yet .

( negative )



**Answer these questions using yet or already to form complete answers.:**

- 1- Have you done your homework ?  
Yes , .....
- 2- Have you travelled to your new house?  
No , .....





**Use the Present Perfect and the words in brackets to write complete statements or questions.**

Heba / tidy / bedroom / ( Yet )

Scientists / discover / Rainforests importance. ( already )

Dad / find / his key. ( yet ) ?

**Now please go back to your AB**

**Page 11 ex 3, page 13 ex 9**

**What have you  
already done  
today?**

**What haven't  
you done yet?**

**Buy  
bread**

**Pack school  
bag**

**Put away  
plates**

**Finish my  
project**

**Go back to your Activity  
Book, page 13, and do  
exercises 8 , 9**



**Have scientists already saved  
rainforests or haven't they yet ? justify  
your answers**

## Model answers worksheet 1

### Exercise 1

4-rat                  7- bat                  5- hidden                  3- spider                  6- logging 2- volcano                  8-  
habitat                  1- kangaroo                  9- tropical

### Exercise 2

- 1- Tropical
- 2- Habitat
- 3- Rat , bat and kangaroo
- 4- Volcano
- 5- Logging
- 6- Insect
- 7- Hidden

### Exercise 3

The toad

### Exercise 4

Caterpillar

Parrot

Hummingbird

Ray

### Exercise 5

A crocodile

### Exercise 6 Reading skill

- 1- They grow near the equator .
- 2- Because it is hidden inside the hole of a huge volcano and it is very high up
- 3- It was discovered in 2009 CE.
- 4- Yes , they are . because they discovered a kangaroo looked like a small bear and a giant rat .
- 5- Yes , logging has already begun in the area .

### Exercise 7

#### Students own answers

- 1- Yes , they are .
- 2- because they are the habitat of many animals , they make the oxygen we breathe and they help to control the weather .

### exercise 8

- 1- false
- 2- false
- 3- true

## Model answers worksheet 2

### Exercise 1 ( students own answers)

#### Examples

- 1- Yes, I have or. No, I haven't.
- 2- I have learnt that it is warm and wet and it's a habitat for different species of animals and plants.
- 3- I have read about the tiny frogs and the big rat.
- 4- Yes, I have. Or No, I haven't.
- 5- I have started washing dishes since I was 13 years old

### Exercise 2

- a- hasn't been
- b- have studied
- c- have / worked
- d- has / driven

### Exercise 3

Yes, I have already done my homework

Or

Yes, I have done my homework already.

No, I haven't travelled to my new house yet.

### Exercise 4

- Heba hasn't tidied her bedroom yet.
- Scientists have already discovered the importance of rainforests.

Or

Scientists have discovered the importance of rainforests already.

- Has dad found his key yet?

### Exercise 5

Students own answers

#### Examples

I have already bought bread.

I haven't packed my school bag yet.

|               |                        |                 |                  |                       |       |
|---------------|------------------------|-----------------|------------------|-----------------------|-------|
| <b>Grade:</b> | 10 <sup>th</sup> Grade | <b>Subject:</b> | English Language | <b>Module / Unit:</b> | 2 / 2 |
|---------------|------------------------|-----------------|------------------|-----------------------|-------|

|                       |                                      |
|-----------------------|--------------------------------------|
| <b>Worksheet No.1</b> | <b>Title: Treasures of the Earth</b> |
|-----------------------|--------------------------------------|


|                    |  |
|--------------------|--|
| <b>Objectives:</b> | <b>Dear Student, by doing this worksheet, you are expected to:</b> |
|--------------------|--|

- Use photographs to answer some questions.
- Use dictionaries and glossaries to clarify words meaning.
- Demonstrate understanding of new vocabulary by answering a quiz about precious stones.

**Before you start**

- What jewellery do you usually wear?
- Does your family have accessories? What are they made of?

**Dear friends, look at these photographs then answer the questions :**



- What can you see?
- Why are these objects treasures?
- How easy or difficult is it to find them?

First, let's study some of precious stones

**ruby    amber    diamond    emerald    pearl**

- What colour are these stones?
- Check the meaning of any words you don't know in the Activity Book glossary ( AB P 69 ) or in a dictionary.

**A. Now, try by yourself! Match the words with their meanings:**

| No. | word    |   | Meaning   |
|-----|---------|---|---|
| 1.  | Ruby    | A | A precious stone that has a green colour.           |
| 2.  | Amber   | B | A precious stone that usually has no colour.        |
| 3.  | Diamond | C | A round hard jewel that is formed inside an oyster. |
| 4.  | Emerald | D | A jewel that can have many colours.                 |
| 5.  | Pearl   | E | A jewel that often has a yellow colour.             |

**B. Now, try by yourself! Write the name of the following precious stones :**

1. ....



2. ....



3. ....



4. ....



**Now please go back to your S.B P18 and do  
Ex. 3**

|        |                        |          |                  |                |       |
|--------|------------------------|----------|------------------|----------------|-------|
| Grade: | 10 <sup>th</sup> Grade | Subject: | English Language | Module / Unit: | 2 / 2 |
|--------|------------------------|----------|------------------|----------------|-------|

|                |                               |
|----------------|-------------------------------|
| Worksheet No.2 | Title: Treasures of the Earth |
|----------------|-------------------------------|

|             |   |
|-------------|---|
| Objectives: | Dear Student, by doing this worksheet, you are expected to: |
|-------------|---|

- Use modal verbs of possibility to complete a dialogue.
- Use home objects to participate in a guessing game.

First, let's study the modal verbs

can, could, may, might, must, shall, should, will, and would, has to, have to and had to .

### EXAMPLES

It might rain tomorrow.

You should go to the doctor

I will travel to Mars.



Modal verbs are always followed by a base form verb.



## Now, let's study the Modal verbs of possibility

### 1. We use **must** to talk about relative certainty.

- Everyone is wearing a jacket. It **must** be cold.
- Ahmad **must** be at school now because it's 8 A.M now.

### 2. We use **cannot (can't)** to talk about impossibility or negative certainty.

- It **can't** be emerald because emeralds are green.
- Look at that stone! It **can't** be ruby because rubies are red.

### 3. We use **could** to talk about possibility, including strong possibility or probability.

- It **could** be Amber. Amber has many different colours.

### 4. We use **might** to talk more speculatively about things which is less certitude, only some degree of possibility.

- He **might** be at the garden. He always goes there after school.
- It **might** be ruby because it is a hard precious stone.

**A. Now, try by yourself! Choose the correct modal verb in the dialogues.**

**I CAN DO IT**



1. A: I'd like a cheese sandwich.



B: There **can't** / **must** be some cheese in the fridge. I bought some yesterday.

2. A: Where's Nadia?



B: She **might** / **can't** be at the garden. She always goes there after school.

3. A: I don't know where my phone is.



B: it **can't** / **could** be at work. You didn't take it with you this morning and you were using it last night.

4. A: I can't find my pen.



B: Look in your pencil case – it **can't** / **might** be in there.

5. A: Look at that old car! I wonder how much it costs.



B: it **must** / **can't** be expensive – it's in very poor condition

**B. Correct the mistakes in following dialogue:**




Saleem and Tareq are the train station to pick up their aunt. They think they have seen her.

**Saleem:** That (1) can be Aunt Salma. I can't see her very well.

**Tareq:** It (2) might be her. She's very early. Her train doesn't arrive until quarter past seven. It (3) must be someone who looks like her.

**Saleem:** It (4) could be her. She's looking at us, smiling and walking towards us now!

**Now please go back to your A.B P15 and do**



Choose an object that you can see in your home. Describe it to your brothers by giving them hints. Can your brothers guess what the object is? Use can't, might, must or could to guess your answers.

**EXAMPLE**

A: The object you are guessing is black and I use it every day.

B: Could it be your pen?

A: No, it isn't my pen.

C: It might be your bag.

A: No, it isn't.

D: It can't be the sofa, so it must be your computer.

A: That's correct!

Now , it is your turn .Do the same game with your brothers,  
and write the dialogue in your notebook.

**I CAN DO IT,  
I WILL DO IT**



Self-Learning Program

|               |                        |                 |                  |                       |       |
|---------------|------------------------|-----------------|------------------|-----------------------|-------|
| <b>Grade:</b> | 10 <sup>th</sup> Grade | <b>Subject:</b> | English Language | <b>Module / Unit:</b> | 2 / 2 |
|---------------|------------------------|-----------------|------------------|-----------------------|-------|

|                       |                                      |
|-----------------------|--------------------------------------|
| <b>Worksheet No.3</b> | <b>Title: Treasures of the Earth</b> |
|-----------------------|--------------------------------------|

|                    |  |
|--------------------|--|
| <b>Objectives:</b> | <b>Dear Student, by doing this worksheet, you are expected to:</b> |
|--------------------|--|

- Read an article about emeralds in Egypt.
- Write a short description about a chosen precious stone.

**Before you start**

- What precious stones can you see?
- Which country do these precious stones come from?



**Dear students, you are going to read an article about emeralds in Egypt (SB P 21)**

**Pre-Reading**

- ❖ What is the title of the text?
- ❖ How many paragraphs do you have?
- ❖ Which Ancient Egyptian queen loved emeralds?



## While-Reading

❖ Read the first paragraph (lines 1-13) and answer the following questions:

1. How did the Aztecs and the Incas hold the emeralds?
2. Where were the oldest emeralds found?
3. What was the name of emerald mines in Egypt?
4. Cleopatra used the emeralds for many things. Write down two of them.
5. What does the word "there" line 7 refer to?

❖ Read the second paragraph (lines 14-19) and answer the following questions:

6. What the Ancient Egyptians believe about emeralds?
7. What was the colour of Egyptians Emeralds?
8. What does the word "they" line 19 refer to?

❖ Read the third paragraph (lines 15-31) and answer the following questions:

9. Who took the emeralds from Cleopatra's mines?
10. When were the mines found again?
11. Where are the majority of emeralds now?



## Post-Reading



Now please go back to your S.B P 21 and do Ex. 5

**Choose one of the precious stone and write a short description about it.**

.....

.....

.....

.....

.....

.....

.....



|               |                        |                 |                  |                       |       |
|---------------|------------------------|-----------------|------------------|-----------------------|-------|
| <b>Grade:</b> | 10 <sup>th</sup> Grade | <b>Subject:</b> | English Language | <b>Module / Unit:</b> | 2 / 2 |
|---------------|------------------------|-----------------|------------------|-----------------------|-------|

|                       |                                      |
|-----------------------|--------------------------------------|
| <b>Worksheet No.4</b> | <b>Title: Treasures of the Earth</b> |
|-----------------------|--------------------------------------|

|                    |  |
|--------------------|--|
| <b>Objectives:</b> | <b>Dear Student, by doing this worksheet, you are expected to:</b> |
|--------------------|--|

- Read a text about pearls.
- Label some pictures and answer a question about them.

Before you  
start

- What precious stones can you see?
- Where you can find this treasure?



Check the meaning of the following words by using your mobile dictionary:

1. gemstones    2. stomach    3. layers    4. sparkle    5. bead    6. manufacturing

**Dear students, you are going to read a text about pearls ( AB P 16 )**

**Pre-Reading**

- ❖ What do you think the text will be about?
- ❖ How many paragraphs do you have?
- ❖ Do think pearls are expensive or cheap?

**While-Reading**

- ❖ Read the first paragraph (lines 1-5) and answer the following questions:

1. Which precious stones have been among of the most worthy jewels?
2. Pearls are really stones at all.    T   /   F
3. What does the word "**they**" line 5 refer to?

- ❖ Read the second paragraph (lines 6-10) and answer the following questions:

4. Pearls have been dug out of the Earth.    T   /   F
5. In which oceans you can find pearls?
6. Find a word which means " climate and places that are hot and wet" .
7. Where is a pearl created in ?

- ❖ Read the third and fourth paragraph (lines 11-23) and answer the following questions:

8. What is the difference between pearl and diamond?
9. Who discovered the first manufactured pearls?
10. What did Kokichi Mikimoto put into a living oyster shell?

- ❖ Read the final paragraph (lines 24-30) and answer the following questions:

11. How did the Japanese pearl manufacturing industry grow?

12. Who can buy the natural pearls and why?



**Post-Reading**



**Now please go back to your A.B P 16 and do Ex. 6**

**Match the following words with the pictures in your A.B P 17 and answer the question.**

1. Plate    2. Pearl    3. Vase    4. Necklace    5. Coin    6. diamond

## Model Answers

### Worksheet No.1

#### Exercise A

1. D   2. E   3. B   4. A   5. C

#### Exercise B

1. Amber   2. Emerald   3. Diamond   4. Ruby

### Worksheet No.2

#### Exercise A

1. must   2. might   3. can't   4. might   5. can't

#### Exercise B

1. might   2. can't   3. could   4. must

### Worksheet No.3

1. The Aztecs in Mexico and the Incas in Peru held the emeralds in high regard.
2. The oldest emeralds were found in Egypt, near the Red Sea.
3. Cleopatra's Mines.
4. \*She wore jewelry made from emeralds and decorated many ornaments with the jewel.\* Cleopatra presented noble visitors with carved emerald sculptures that looked like the Queen.
5. Egypt, near the Red Sea.

6. The Ancient Egyptians believed that emeralds were not only beautiful but were also able to cure disease.
7. A lighter colour green.
8. The emeralds.
9. The Romans and the Turks.
10. In the early nineteenth century.
11. In Colombia.

## Worksheet No.4

1. Pearls and Diamonds.
2. F
3. Pearls
4. F
5. In tropical oceans.
6. Tropical
7. A pearl is created in the stomach of a living sea creatures, the oyster.
8. It doesn't sparkle like a diamond, but it has a beautiful, silky finish.
9. Kokichi Mikimoto, a Japanese businessman.
10. He put a small natural mother-of-pearl "bead" into a living oyster shell
11. The Japanese pearl manufacturing industry grew rapidly. Now it's possible to produce millions of pearls all time
12. The richest people because pearls are very expensive.

|               |                        |                 |                        |                     |                         |
|---------------|------------------------|-----------------|------------------------|---------------------|-------------------------|
| <b>Grade:</b> | <b>10<sup>th</sup></b> | <b>Subject:</b> | <b>The NOBLE PRIZE</b> | <b>Module/Unit:</b> | <b>Module 3/ unit 3</b> |
|---------------|------------------------|-----------------|------------------------|---------------------|-------------------------|

|                            |                       |
|----------------------------|-----------------------|
| <b>Worksheet No. ( 1 )</b> | <b>Title: science</b> |
|----------------------------|-----------------------|

|                    |  |
|--------------------|--|
| <b>Objectives:</b> | <b>Dear Student, by doing this worksheet, you are expected to:</b> |
|--------------------|--|

- Read about famous scientists
- Use vocabulary related to Noble Prize
- Talk about annoying habits using the present continuous



**Try to answer the following questions:**

**1. Give examples of some scientific fields.**

.....

**2. If you have any idea, mention some of the famous people who won Noble Prizes.**


.....

**3. Is there any one in your country who once won Noble Prize? If yes, who is he/ she ?**

.....

**Now, open your student's book, page 26 read the text then answer the related questions**





**Guess the meaning  
of the new  
vocabulary**

**Check glossary in**



**(literature , medicine ,  
economic science, physics,  
peace, chemistry )**

- 1) Try to complete the summary with the missing word from those given to you in the box.  
( student's book page 29 )

**Nobel Prizes , winners , scientists , physics , became , win**

The Nobel Prizes began in 1951 CE, when Alfred Nobel, a Swedish

\_\_\_\_\_, founded Them. You can\_\_\_\_\_a Nobel

Prize if your work is very important.

Each year, there are six\_\_\_\_\_. People can win them for

Medicine,\_\_\_\_\_, Chemistry, Economic sciences, Literature

and Peace. Since the Nobel Prize started, there have been more than 700

\_\_\_\_\_.

Marie Curie discovered radium and she \_\_\_\_\_the first

woman to receive a Nobel Prize, in 19-3 CE. She also won a second Nobel

Prize in 1911 CE

**AB P 20  
Ex.1**

- 2) Complete the sentences about the Nobel Prize with the words from the box.

**Chemistry , Nobel Prizes, Literature , Medicine , Physics , Peace**

1. In 1921, Albert Einstein won the Nobel prize in ----- for his research about light and how it travels.
2. The Swedish scientist Alfred Nobel found the ----- in 1901.
3. In 1999, the Nobel Prize in ----- was awarded to Ahmad Zewail, an Egyptian scientist, for his work in chemical reaction.



4. The Nobel Prize in ----- for the year 1945 CE was awarded to Sir Alexander Fleming for his discovery of Penicillin.
5. Since 1901 CE, there have been six Nobel Prizes every year for science, ----- , Medicine , physics, Chemistry , Economic Science and Peace.

3) Rearrange the letters to find the subject about Nobel Prizes:

1. ceimhstry -----
2. uertarelit -----
3. dciieenm -----
4. eacep -----
5. yssichp -----



## The Present continuous Tense

Use the present continuous to:



### Usage

### Example

Describe something which is happening at the exact moment of speech.

Jim is watching television at the moment.

Describe an action that is taking place now but not at the exact moment of speech.

John is working in London.

|      |   |     |   |         |                               |
|------|---|-----|---|---------|-------------------------------|
| I    | + | am  | + | working | « 1st form of verb + '-ing' » |
| He   |   |     |   |         |                               |
| She  | + | is  | + | working | « 1st form of verb + '-ing' » |
| It   |   |     |   |         |                               |
| You  |   |     |   |         |                               |
| We   | + | are | + | working | « 1st form of verb + '-ing' » |
| You  |   |     |   |         |                               |
| They |   |     |   |         |                               |



We are learning about Nobel Prizes at the moment.

I am not thinking about anything right now.

Are you doing your homework today?

### 1. Try to answer these questions:

What are you doing right now ?

.....

What is your father doing these days?

.....

### 2. Put the verb in brackets into the correct form

1. It ----- now. ( rain )
2. The boys ----- their school at the moment. ( not , clean )
3. ----- football right now? ( the boys , play )

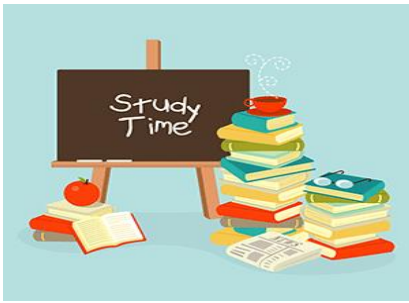
### 3. Choose the correct answer

1. I ----- coffee right now.

( is drinking      was drinking      am drinking )

2. Raghad ----- the lesson at the moment.

( isn't writing      aren't writing      don't write )



We use the present continuous to talk about repeated annoying actions with **always**

**Subject + is / am / are + always + v with**

**EXAMPLE**

She is always making noise when I am asleep.

He is always talking on the phone!

The dogs are always barking!



**Now open your SB  
P27 and do Ex. 7 + 8**

**Then open your  
AB P 22 and Ex. 10**

## **Model Answers:**

### **Part one: vocabulary:**

1)

Scientist, win , Nobel prizes , physics, winners, became.

2)

1. Physics
2. Nobel Prizes
3. Chemistry
4. Medicine
5. Literature

3)

1. Chemistry
2. Literature
3. Medicine
4. Peace
5. Physics

### **Part Two: Grammar:**

( 1)

1. I am studying for my exams.
2. He is washing the car.

(2)

1. is raining
2. aren't cleaning
3. Are the boys playing

(3)

1. am drinking
2. isn't writing

|               |                  |                 |                     |              |                   |
|---------------|------------------|-----------------|---------------------|--------------|-------------------|
| <b>Grade:</b> | 10 <sup>th</sup> | <b>Subject:</b> | English<br>Language | <b>Unit:</b> | Module 3 / unit 4 |
|---------------|------------------|-----------------|---------------------|--------------|-------------------|

|                            |                                       |
|----------------------------|---------------------------------------|
| <b>Worksheet No. ( 1 )</b> | <b>Title :</b> Science and scientists |
|----------------------------|---------------------------------------|

|                     |  |
|---------------------|--|
| <b>Objectives :</b> | <b>Dear Student, by doing this worksheet, you are expected to:</b> |
|---------------------|--|

- Use dictionaries – glossaries to clarify word meaning about science .
- Answer questions after reading an informational article about Science matters.

**\*Pre-learning**

**Dear thinkers, try to answer these questions:**

**1. What's your favorite school subject? Why ?**

.....

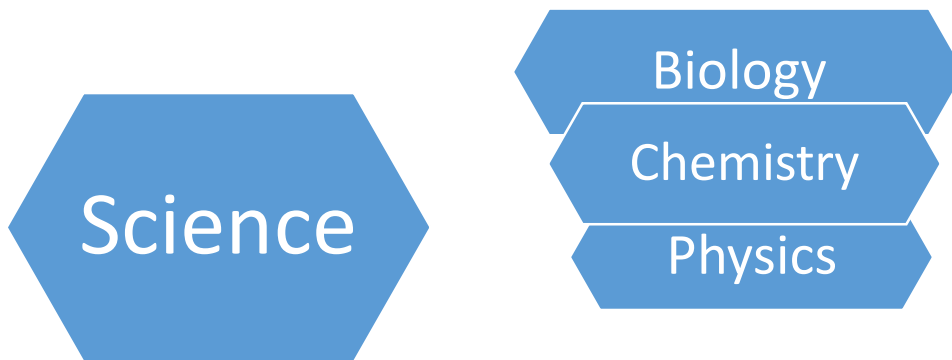
**2. Have you ever carried out an experiment at the science lab ?**

.....

**2. What questions do you think science should answer ?**

.....

# \*The three main areas of science



## Branches of science

### Geology:

- The study how the earth is made of different rocks.

### Botany:

- A branch of biological science concerned with plants.

### Ecology:

- The study of relationships between living organisms and the world they live in.

### Zoology:

- The Study relating to the animal kingdom.

### Astronomy:

- A nature science that deal with the stars and planets.

### Environmental science:

- working for the protection of the natural world.

**1) Answer the following questions after reading ( Science matters ) text:**

**1. What's the main idea of the text?**

.....

**2. What's the importance of science?**

.....

**3. What are the three main areas of science?**

**1) Biology :**

**a) Botany**

**b) .....**

**c) .....**

**2).....**

**3).....**

**4. If you want to know about the sun, the stars and the universe, Which branch of science can be helpful?**

.....

**5. What would you like to study at the university? Why?**

.....



**6.Match the science branch with it's related word;**

| <b><u>Science branch</u></b> | <b><u>Item</u></b> |
|------------------------------|--------------------|
| 1.botany                     | Stars(     )       |
| 2.zoology                    | Earth(     )       |
| 3.ecology                    | Plants(     )      |
| 4.astronomy                  | Earth(     )       |
| 5.geology                    | Organisms(     )   |

|               |                  |                 |                  |              |                   |
|---------------|------------------|-----------------|------------------|--------------|-------------------|
| <b>Grade:</b> | 10 <sup>th</sup> | <b>Subject:</b> | English Language | <b>Unit:</b> | Module 3 / unit 4 |
|---------------|------------------|-----------------|------------------|--------------|-------------------|

|                            |                                       |
|----------------------------|---------------------------------------|
| <b>Worksheet No. ( 2 )</b> | <b>Title :</b> Science and scientists |
|----------------------------|---------------------------------------|

|                     |  |
|---------------------|--|
| <b>Objectives :</b> | <b>Dear Student, by doing this worksheet, you are expected to:</b> |
|---------------------|--|

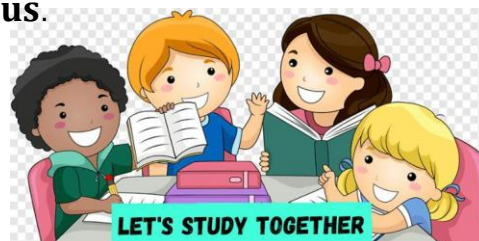
- Identify the difference between state and dynamic verbs.
- Use state and dynamic verbs correctly.



- Do you like travelling? Present simple
- What are you reading now? Present continuous.

### *Study*

### *State and Dynamic verbs*



#### State verbs

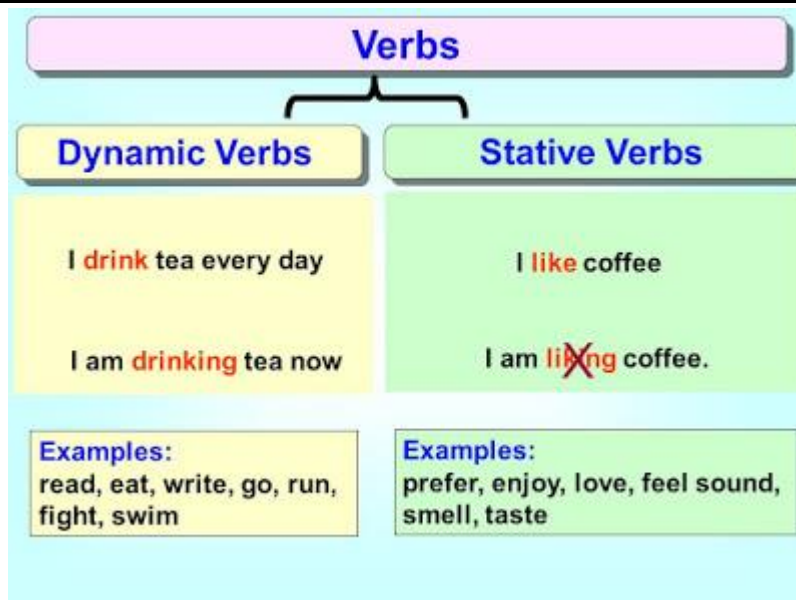
describe actions we can take or things that happen. They refer to a state or condition which is not changing.

**Example:**  
I like pizza.

#### Dynamic verbs

describe continued or progressive actions on the part of the subject.

**Example:**  
They are building a new house.



- 1) Classify the verbs into state and dynamic verbs;  
(seem-read-know-play-drive-understand-grow-believe-think-write)

| State verbs | Dynamic verbs |
|-------------|---------------|
|             |               |
|             |               |
|             |               |
|             |               |
|             |               |

- 2) Choose the correct verb to complete the sentences;

- 1) I know/am knowing the answers.
- 2) Why is she cries/crying?
- 3) She always is getting/gets up late on Friday.
- 4) I am liking/like this movie.
- 5) I want/am wanting a new bike.
- 6) Today, mum washes/ is washing the dishes.
- 7) Look, I am seeing/see my friends.
- 8) I hate/am hating vegetables.
- 9) At the moment the children play/are playing in the garden.
- 10) I think/am thinking English is fun.

You're your  
 Activity Book  
 page .24 do  
 Exercise.2

## **Model answers Worksheet 1**

**\*Pre-learning questions:**

**Students' own answers**

\*\*\*\*\*

**\*Questions about the text**

**1.What's the main idea of the text?**

**The text is about Science fields.**

\*\*\*\*\*

**1)What's the importance of science?**

**Science is important because it tries to answer many questions about the world around us**

\*\*\*\*\*

**2)What are the three main areas of science?**

**1)Biology :**

**a) botany**

**b)zoology**

**c)ecology**

**2) Chemistry**

**3)Physics**

\*\*\*\*\*

**3) If you want to know about the sun, the stars and the universe,**

**Which branch of science can be helpful?**

**Students' own answers.**

\*\*\*\*\*

**4) What would you like to study at the university? Why?**

**Students' own answers.**

## **Model answers Worksheet 2**

### **Question 1**

State verbs: seem-know-understand-believe-think

Dynamic verbs: read-play-drive-grow-write

### **Question 2**

- 1) I know/am knowing the answers.
- 2) Why is she cries/crying?
- 3) She always is getting/gets up late on Friday.
- 4) I am liking/like this movie.
- 5) I want/am wanting a new bike.
- 6) Today, mum washes/ is washing my clothes.
- 7) Look, I am waving/wave to my friends.
- 8) I hate/am hating vegetables.
- 9) At the moment the children play/are playing in the garden.
- 10) I think/am thinking English is fun.